

## ***These trees may not be placed under power lines.***




### ***Village Green Zelkova***

Prefers a moist, well-drained soil but is adaptable to most soil types and conditions. Drought tolerant. Prune in the fall.

Grows quickly, and is quite resistant to Dutch Elm disease. Growth habit is vase shaped. A very handsome tree for large areas.

***May not be placed under power lines.***




### ***Red Sunset Maple***

Prefers a slightly acidic, moist soil with full sun. Adaptable to various soil types, tolerates partial shade. Prune in the fall.

An outstanding Red Maple retaining its brilliant red autumn color longer than most varieties.

***May not be placed under power lines.***



### ***October Glory Maple***

Adaptable to a wide variety of climates and soils, from wet to dry. Prefers a moist, slightly acidic soil.

Most impressive for the crimson red fall color that lasts longer than many other red maples.

***May not be placed under power lines.***




### ***Commemoration Sugar Maple***

Adaptable to a wide variety of climates and soils, from wet to dry. Prefers a moist, slightly acidic soil.

A rapid growing sugar maple with thick heavy leaves that is resistant to leaf tatter. Its structural habit is very symmetrical.

***May not be placed under power lines.***




### ***Armstrong Maple***

Fast growing, upright tree, has very attractive silver-grey bark. This Maple has nice red, orange, or yellow fall color lasting several weeks.

Armstrong Maple is very easy to grow, adapts to most conditions. Feed once a year with a slow release fertilizer.

***May not be placed under power lines.***




### ***Autumn Blaze Maple***

Prefers a moist, well-drained soil but is adaptable to most soil types and conditions. Drought tolerant. Prune in the fall.

Hybrid of silver and red maple, with ascending branches, rapid growth. Beautiful fall color and form.

***May not be placed under power lines.***



### ***Autumn Fantasy Maple***

Prefers a moist, well-drained soil but is adaptable to most soil types and conditions. Drought tolerant. Prune in the fall.

The fall color is an exceptionally beautiful ruby red that persists until the first hard frost. Very drought tolerant and a very fast grower.

***May not be placed under power lines.***




### ***Frontier Elm***

A medium to large vase-shaped deciduous tree with good resistance to Dutch elm disease and had small leaves with good deep red fall color.

Adaptable to most extremes of pH and soil. Grows best in moist, well-drained, fertile soils. Excellent urban soil tolerance. Prune in the fall.

***May not be placed under power lines.***



### ***Shademaster Thornless Honeylocust***

Withstands many soil types and growing conditions. Tolerates drought, salty soils, and high pH. Best to prune in fall.

Very symmetrical. Strong grower, straight trunk, light shaded crown. Dark green double compound leaves persisting through late fall.

***May not be placed under power lines.***

## ***These trees may be placed under power lines.***



### ***Autumn Brilliance Apple Serviceberry***

Grows well in moist, well-drained acidic soil, but is tolerant. Rarely requires pruning.

Holds leaves well for brilliant fall color. Moderate spreading branches with light gray bark and interesting branch pattern. Resists ice breakage. Showy, purplish-black, sweet fruit.

***May be placed under power lines.***




### ***Spring Snow Crab***

Adaptable to almost any soil type, but it must be well drained. Full sun, but will tolerate light shade. Prune in early June.

Completely covered with white flowers and bright green, shiny foliage in the spring. Vary fragrant. Good heat tolerance.

***May be placed under power lines.***



### ***Canada Red Cherry***

Prune in the fall.

Maroon-red foliage. New growth green, turns red as leaves mature. Very hardy. Fall foliage red to reddish purple.

***May be placed under power lines.***



### ***Kwanzan Cherry***

Pendulous flowers in spring. Showiest cherry in spring. Fall color reddish copper

Grows best in deep, moist soils, but will also do well in a dry, sandy soil. Prefers sun, pH adaptable. Prune after flowering.

***May be placed under power lines.***



### ***Redbud***

Broad, rounded form, open, airy branching. Bark is dark brown, smooth. Leaves are rounded to heart-shaped.

Does well in many soil types. Adaptable to acidic or alkaline soils. Full sun or light shade.

***May be placed under power lines.***



### ***Royal Whitebud***

Spreading, multi-stemmed tree with heart-shaped 4" leaves. Foliage is bronze when young. Flowers are born in clusters.

Does well in many soil types. Adaptable to acidic or alkaline soils. Full sun or light shade.